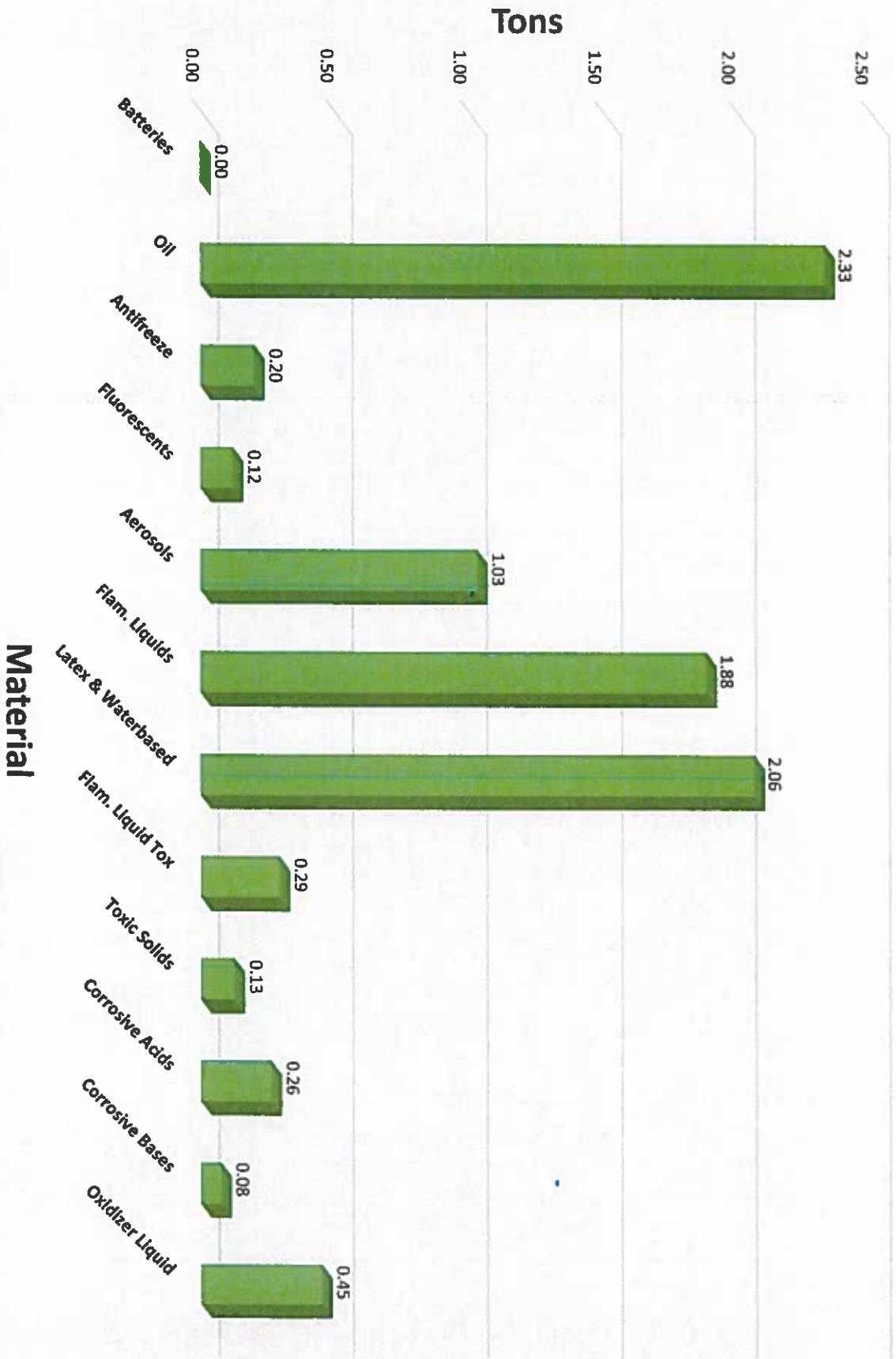


Metric = Tons


HHW Material Totals

	Batteries	Oil	Antifreeze	Fluorescents	Aerosols	Flam. Liquids	Latex & Waterbased	Flam. Liquid Tox	Toxic Solids	Corrosive Acids	Corrosive Bases	Oxidizer Liquid	Totals Tons	Residents
1st Quarter	0.00	0.00	0.00	0.06	0.23	0.45	0.30	0.08	0.13	0.15	0.00	0.45	1.83	78
2nd quarter	0.00	1.50	0.00	0.00	0.00	0.40	0.60	0.08	0.00	0.00	0.08	0.00	2.65	87
3rd quarter	0.00	0.83	0.20	0.01	0.11	0.40	0.41	0.06	0.00	0.00	0.00	0.00	2.03	68
4th quarter	0.00	0.00	0.00	0.05	0.70	0.63	0.75	0.08	0.00	0.11	0.00	0.00	2.32	75
YTD Totals	0.00	2.33	0.20	0.12	1.03	1.88	2.06	0.29	0.13	0.26	0.08	0.45	8.83	308

HHW Material Comparison



HHW City vs County

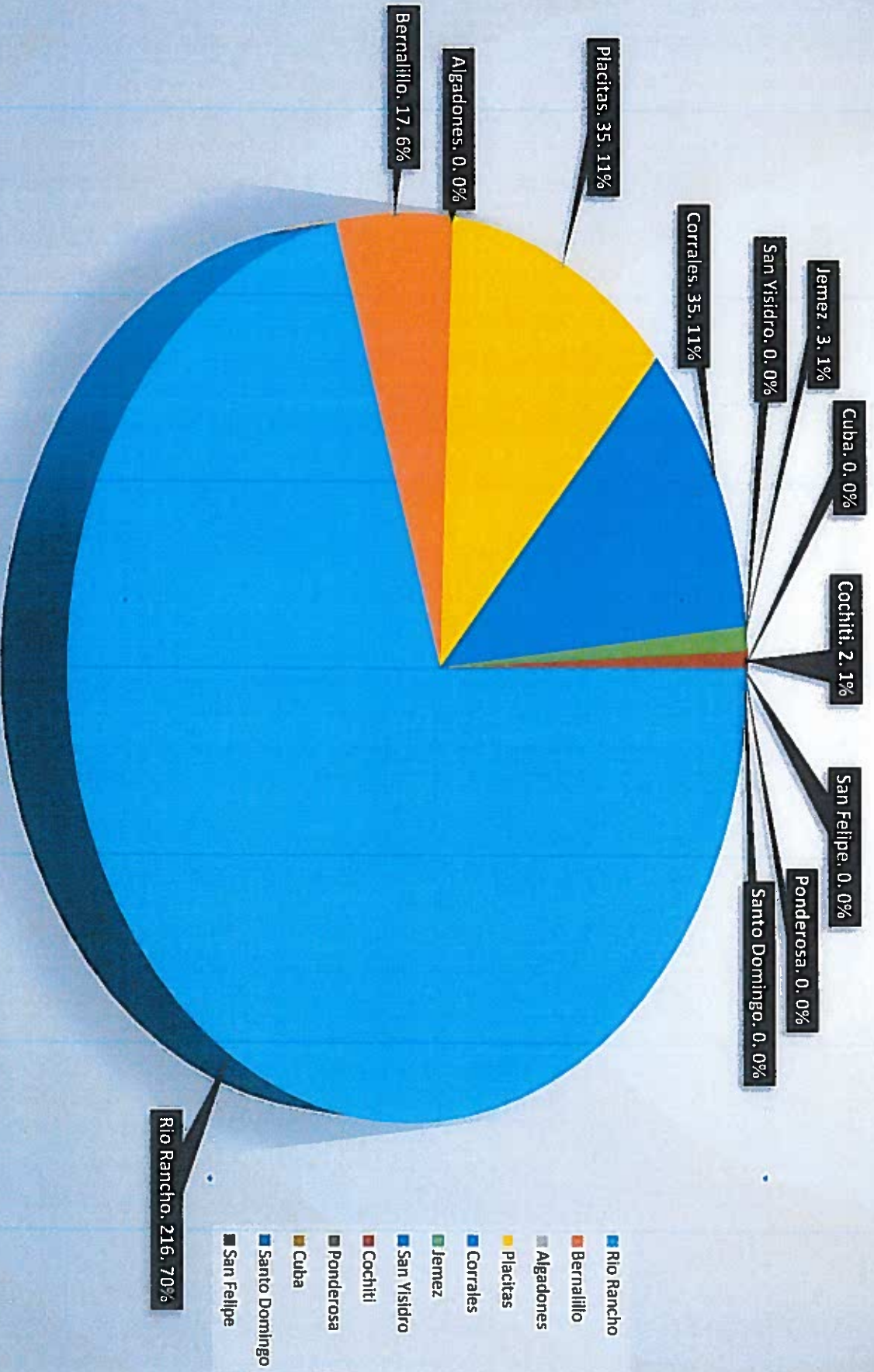


■ City Residents
■ County Residents

City Residents, 216, 70%

County Residents, 92, 30%

HHW Resident Comparison



HHW Vehicle/Resident Count FY16

Date	Rio Rancho	Bernalillo	Algodones	Placitas	Corrales	Jemez	San Ysidro	Cochiti	Ponderosa	Cuba	Santo Domingo	San Felipe	Total
<i>July 4, 2015 - Closed</i>													
7/18/2015	8	0	0	1	0	1	0	1	0	0	0	0	11
8/1/2015	11	0	0	2	5	0	0	0	0	0	0	0	18
8/15/2015	10	1	0	1	1	0	0	0	0	0	0	0	13
9/5/2015	13	1	0	2	1	0	0	0	0	0	0	0	17
9/19/2015	15	2	0	1	0	0	0	1	0	0	0	0	19
Quarter 1 Totals	57	4	0	7	7	1	0	2	0	0	0	0	78
10/3/2015	7	1	0	1	1	0	0	0	0	0	0	0	10
10/17/2015	11	0	0	2	1	0	0	0	0	0	0	0	14
11/7/2015	9	0	0	2	3	0	0	0	0	0	0	0	14
11/21/2015	9	0	0	3	1	1	0	0	0	0	0	0	14
12/5/2015	12	0	0	2	2	0	0	0	0	0	0	0	15
12/19/2015	17	2	0	0	1	0	0	0	0	0	0	0	20
Quarter 2 totals	65	3	0	10	8	1	0	0	0	0	0	0	87
1/2/2016	3	0	0	2	1	0	0	0	0	0	0	0	6
1/16/2016	10	1	0	2	0	0	0	0	0	0	0	0	13
2/6/2016	10	0	0	2	1	0	0	0	0	0	0	0	13
2/20/2016	8	0	0	0	2	0	0	0	0	0	0	0	10
3/5/2016	11	1	0	1	2	0	0	0	0	0	0	0	15
3/19/2016	4	0	0	5	2	0	0	0	0	0	0	0	11
Quarter 3 totals	46	2	0	12	8	0	0	0	0	0	0	0	68
4/2/2016	9	1	0	1	0	0	0	0	0	0	0	0	11
4/16/2016	5	3	0	2	1	0	0	0	0	0	0	0	11
5/7/2016	8	1	0	0	3	0	0	0	0	0	0	0	12
5/21/2016	8	1	0	0	3	0	0	0	0	0	0	0	12
6/4/2016	11	0	0	3	2	1	0	0	0	0	0	0	15
6/18/2016	7	2	0	2	3	0	0	0	0	0	0	0	14
Quarter 4 totals	48	8	0	6	12	1	0	0	0	0	0	0	75
FY 16 Totals	216	17	0	35	35	3	0	2	0	0	0	0	308

City Residents 216
 County Residents 92